

Review article

Prenatal and postnatal maternal depression and infant hospitalization and mortality in the first year of life: A systematic review and meta-analysis



Nadège Jacques^{a,*}, Christian Loret de Mola^b, Gary Joseph^c, Marilia Arndt Mesenburg^d, Mariangela Freitas da Silveira^a

^a Post-graduate Program in Epidemiology, Federal University of Pelotas, Rua Marechal Deodoro, n° 1160 3° andar, P.O. 96020-220, Pelotas, Rio Grande Do Sul, Brazil

^b Faculty of Nursing, Federal University of Pelotas, Rua Gomes Carneiro, 01 2° andar, P.O. 96010-610, Pelotas, Rio Grande Do Sul, Brazil

^c International Center for Equity in Health, Federal University of Pelotas, Rua Marechal Deodoro, 1160 3° andar, P.O. 96020-220, Pelotas, Rio Grande Do Sul, Brazil

^d Post-graduate Program in Epidemiology, Federal University of Pelotas, International Center for Equity in Health, Federal University of Pelotas, Rua Marechal Deodoro, n° 1160 3° andar, P.O. 96020-220, Pelotas, Rio Grande Do Sul, Brazil

ARTICLE INFO

Keywords:

Systematic review
Meta-analysis
Prenatal depression
Postnatal depression
Prenatal and postnatal depressive symptoms
Child hospitalization
Child mortality

ABSTRACT

Background: Prenatal and postnatal depression have been well studied in recent decades, but few studies address their relationship with hospitalization and mortality in one-year-old children.

Objective: Review the literature about the effects of maternal depression on hospitalization and mortality of the child from birth to one year of age and conduct a meta-analysis.

Methods: A systematic search was performed in the PubMed and LILACS databases. We included original studies that evaluated the effect of prenatal and/or postnatal depressive symptoms on child hospitalization or mortality up to one year of age. Meta-analyses were conducted according to the outcome and stratified by prenatal and postnatal depression, using random effects models.

Results: Six studies were included in this review (170,371). Children of mothers with prenatal and postnatal depressive symptoms or depression had 1.44 (CI_{95%} 1.10 – 1.89) greater risk of hospitalization, and children of mothers with postnatal depressive symptoms or depression had 1.93 (CI_{95%} 1.02–3.64) greater risk of death before one year of age than those whose mothers did not have the disorder.

Limitations: Small number of studies ($n < 10$), different instrument and cut points were used to evaluate maternal depressive symptoms or diagnose depression.

Conclusion: Maternal depressive symptoms or depression have an unfavorable effect on hospitalization and mortality in children up to one year of age. This finding is relevant to public health and should stimulate the systematic screening of prenatal and postnatal depressive symptoms, so that adequate care can be provided for women and their children.

1. Introduction

Newborns and children are particularly vulnerable to a number of diseases, many of which can be effectively prevented or treated (Saúde, 2011; Santo, 2017). In the world, about 7.6 million children under the age of five died in 2010, and more than 40% (3.3 million) of these deaths occurred in the first few months after birth (WHO, 2011). Among the determinants that could affect child health, prenatal and postnatal maternal depression are important factors (McPeak et al., 2015).

The adverse effects of prenatal maternal depression are manifold in children: low birth weight (Accortt et al., 2015), preterm birth (Ding

et al., 2014; Szegda et al., 2014) decreased Apgar score, decreased head circumference, gestational growth retardation, Rahman et al. (2007), Marcus (2009), Uguz et al. (2011), Smith et al., (2015), Davalos et al. (2012), and Chang et al. (2014), fetal anomalies, as well as fetal death and suffering (Bansil et al., 2010). Prenatal maternal depression is a predictor of internalization problems in children (Brand and Brennan, 2009; Betts et al., 2014; Bergman et al., 2007), attachment difficulties between mothers and children (Lefkovic et al., 2014), problem of psychomotor development (Podesta et al., 2013), and emotional or behavioral problems in children (O'Connor et al., 2002; Davis and Wadhwa, 2004).

The placenta is the primary means of exchange between the mother

* Corresponding author.

E-mail addresses: najacm.epi@gmail.com (N. Jacques), chlhz@yahoo.com (C.L. de Mola), garyj2010@hotmail.fr (G. Joseph), mariliaepi@gmail.com (M.A. Mesenburg), mariangelafreitasilveira@gmail.com (M.F. da Silveira).

<https://doi.org/10.1016/j.jad.2018.09.055>

Received 26 April 2018; Received in revised form 4 August 2018; Accepted 15 September 2018

Available online 17 September 2018

0165-0327/ © 2018 Elsevier B.V. All rights reserved.

and the fetus. Studies have shown that the biological mechanism of adverse outcomes in the fetus passes through the placenta, in most cases, cortisol disrupts ongoing fetal development processes and causes adverse effects on the fetus. The magnitude of the long-term effects of antenatal maternal anxiety/stress on the child is substantial (Van den Bergh, Mulder et al. 2005; Claudia Bussa 2010; Mennes et al., 2006; Elysia Poggi Davis, 2010).

In fact, a curtailment of child care, such as conducting routine medical follow-up and providing adequate nutrition, has been observed in mothers with postnatal depression. Children of depressed mothers are breastfed for less time, get sick more often and are treated for disease more frequently in primary health care and emergency services (De Magistris et al. 2010; Greene et al., 2015; Mew et al., 2003; Lefkowitz et al., 2010; Greene et al., 2015; Segre et al., 2013,2014) due to lack of care at home.

The comorbidity of anxiety and depression is common in the general population (Hirschfeld 2001). In the prenatal and postnatal periods, the coexistence of these morbidities is also common (Austin et al., 2010; Field et al., 2010). The possible mechanisms explaining maternal depression are of two types: biological and psychosocial. The biological part can be explained by hormonal changes in the gestation and after the baby's birth. The strongest predictors of postnatal depression risk among the biological processes designed by the literature are hypothalamic-pituitary-adrenal dysregulation, inflammatory processes and genetic vulnerabilities. From a psychosocial point of view, the strongest predictors are serious life events, some forms of chronic tension, quality of the relationship between the mother and her partner and support of the partner (Yim et al., 2015; Leigh and Milgrom 2008).

In one hand, the great challenge in detecting prenatal maternal depressive symptoms is the similarity between its symptoms and the general symptoms of the first months of pregnancy, which makes it difficult to diagnose at this stage (Kaplan 1983; Alder et al., 2011; Apter et al., 2013). On the other hand, postnatal maternal depressive symptoms often go unnoticed by caregivers, and therefore untreated in clinical practice. The lack of treatment is partly due to the fact that women do not report their symptoms to health professionals (Appleby et al., 1994). Silent after childbirth, maternal depression is often related to problems in the child's emotional development, behavior and social relationships, not only during childhood but throughout life (Agnafors et al., 2013; Betts et al., 2015).

In light of these factors, there is great difficulty in screening, diagnosing and treating these forms of depression, despite the numerous studies showing that this is possible. The literature is clear on the subject and provides countless studies showing that it is possible to screen and treat maternal depression prenatal or postnatal, using validated and available screening tools such as Edinburgh's prenatal (Murray and Cox, 1990) and postnatal depression scale (EPDS) (Cox, 1987), but because most primary and secondary maternal and child health services do not systematize screening of the disease symptoms, it often goes undiagnosed. Systematic screening based on known and validated methods during prenatal and postnatal consultations is fundamental for identifying cases and reducing the likelihood of adverse birth outcomes, postpartum mental health problems, and adverse effects on offspring (Accortt and Wong, 2017). Furthermore, the underdiagnosis of prenatal and postnatal depression due to lack of routine screening in maternal health services, but also lack of follow-up of women screened positive, makes it even more difficult to identify a possible relationship between maternal depression and child health problems. There are few studies about the influence of prenatal and postnatal maternal depression on the more severe aspects of child health, such as hospitalization and mortality. The purpose of this study is to review the literature about the effects of maternal depression on child hospitalization and mortality from birth to one year of age and conduct a meta-analysis.

2. Methodology

2.1. Research strategy

A systematic search was performed in the PubMed and LILACS databases on September 22, 2017. The search did not control for year of publication and limited the results to human studies in French, English, Spanish and Portuguese. The following search keys were used: (((((((((((infant illness[MeSH Terms]) OR infant diarrhea[MeSH Terms]) OR infant pneumonia[MeSH Terms]) OR infant icterus/jaundice[MeSH Terms]) OR child pneumonia[MeSH Terms]) OR child wheezing[MeSH Terms]) OR child urinary infection[MeSH Terms]) OR infant morbidity[MeSH Terms]) OR infant mortality[MeSH Terms]) OR child hospitalizations[MeSH Terms]) AND Depression[MeSH Terms]) OR Maternal Depression disorders[MeSH Terms]) OR Antenatal Depression[MeSH Terms]) OR Postnatal Depression[MeSH Terms]) OR Pregnancy/depression[MeSH Terms]. We included original studies evaluating the effect of prenatal and/or postnatal maternal depression on unfavorable child health outcomes (hospitalization and mortality) up to one year of age. We excluded studies that evaluated the effects of depression medications on fetuses or newborns, congenital malformation, literature reviews and studies that evaluated children at least 5 years of age. We also analyzed the studies' reference lists.

2.2. Defining exposure and outcome

Exposure was defined as women with symptoms of major depression and/or with depressive disorders who had been diagnosed using specific instruments and cut points used to assess the disorder, beginning with the first trimester of pregnancy and/or from four weeks to one year postpartum.

The outcomes evaluated were hospitalization and mortality in children up to one year of age. Hospitalization was considered admission for at least 24 hours to a healthcare institution in the first year of life. Mortality was defined as death reported by qualified professionals.

2.3. Study selection and data collection

Study eligibility was evaluated independently by two reviewers, both PhD students in Epidemiology. Disagreements between reviewers were resolved by consensus, however when reviewers were unable to achieve consensus the disagreements were solved by a professor acting as a third independent reviewer. Duplicate publications were eliminated. Initial selection was carried out according to title and then according to abstract and full text (Fig. 1).

2.4. Data extraction

The search yielded 8674 articles: 642 articles in LILACS and 8032 in PubMed. A total of 58 duplicates were eliminated. After reading the titles and abstracts, a further 8570 studies were excluded for not dealing with the topic of interest to this study. Thus, 46 studies were read in their entirety, in addition to 10 references found in the selected studies, although none of these were included since they did not evaluate the outcomes of interest. Of the 46 studies, six were included in the meta-analysis. The other forty were excluded because they either could not be located, were literature reviews, case reports, author responses, studies on children at least seven years of age, studies involving depression treatment, studies without clearly defined exposure or studies whose population base was duplicated in other studies. The following data were extracted from the selected articles (see Table 1): author, year of publication, country, study design, sample size, exposure, depression instrument, cutoff point, health outcomes, and adjustment factors for confounders and associations, Downs and Black quality index. The original estimates of two articles (Minkovitz et al., 2005; Sanderson et al., 2002) were converted from odds ratio (OR) to relative

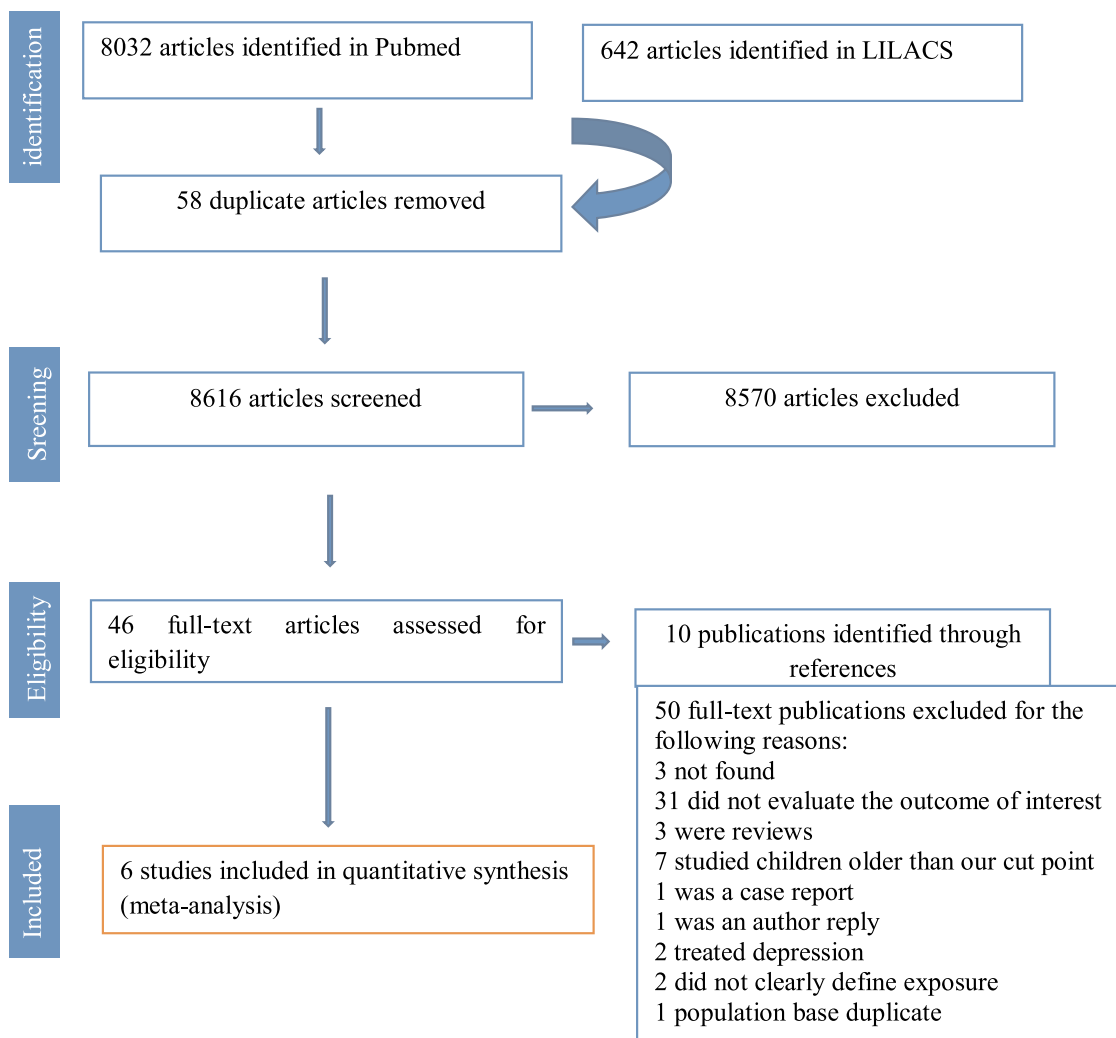


Fig. 1. Study selection flowchart.

risk (RR), as were their respective 95% confidence intervals, in order to compare them with the other included articles. The total sample is 170,371 mother-child pairs. This study followed the Preferred Reporting Items for Systematic Reviews and Meta-Analyses (PRISMA) recommendations (Shamseer et al., 2015).

2.5. Statistical analysis

After descriptions of the selected studies were made (Table 1), a meta-analysis was performed, stratified by prenatal and postnatal maternal depression, using random effects models to group the estimates. An independent meta-analysis was also conducted for each outcome (hospitalization and mortality). The heterogeneity between the studies was evaluated using the I^2 statistic (Thompson, 2002). A funnel plot was used to assess the presence of publication bias (Egger et al., 1997). All analyses were performed in Stata version 12.0 (StataCorp, 2011. Stata Statistical Software: Release 12. College Station, TX: StataCorp LP).

3. Results

A total of 8,674 articles were identified (8,032 articles in PubMed and 642 in LILACS). After excluding 58 duplicates and another 8,570 articles after reading the titles and abstracts, 46 articles were read in full. At the end of the process, 6 studies were included in this review, representing a total population of 170,371 mother-child pairs. The third

independent reviewer was needed once to resolve a consensus problem about including two studies, which were not included. The studies are all cohorts and have sufficient power to find associations. Respectively the sample size of each study: Chen, Y.H. et al. 90,731 mother-child pairs; Chung, T.K. et al. 959 mother-child pairs; Farr et al. 24,263 mother-child pairs; Minkovitz, C.S. et al. 4874 mother-child pairs; Sanderson, C.A. et al. 32,984 mother-child pairs; Weobong, B. et al. 16,560 mother-child pairs. The mean follow-up time of the children in the identified studies was 2.7 years.

Among the six selected articles, Chen et al. (2011) and Sanderson et al. (2002) studied the relationship between postnatal maternal depression and infant mortality, Chung et al. (2001) assessed the relationship between prenatal maternal depression and newborn hospitalization, Farr et al. (2013) assessed the relationship between prenatal and postnatal maternal depression and hospitalization in children, Minkovitz et al. (2005) studied postnatal maternal depression and hospitalization in children and Weobong et al. (2015) assessed the relationship between postnatal maternal depression and child mortality.

Table 1 shows a summary of the studies included in this systematic review and meta-analysis. Two studies were conducted in the USA (Farr et al., 2013; Minkovitz et al., 2005) one in Taiwan (Chen et al., 2011), one in China (Chung et al., 2001), one in the UK (Sanderson et al., 2002) and one in Ghana (Weobong et al., 2015). All studies were population-based with a prospective cohort design. The instruments used to measure depression included: the Diagnostic and Statistical Manual

Table 1
Summary of studies included in the meta-analysis

Author (Year)	Country	Study design	Sample size	Exposure	Instrument of measuring exposure	Outcome in child	Adjusted	Association	Down &Black quality scores
Chen et al., (2011)	Taiwan	Cohort	90,731	Post natal depression	DSM-IV	Mortality	Socioeconomic factors Gestational multimorbidity (including gestational diabetes and hypertension, coronary heart disease and a history of depressive disorder before delivery), Birth weight	No	15pts
Chung et al. (2001)	China	Cohort	959	Antenatal depression	BDI > 14.5	Hospitalization	Demographic factors Parity Gestational multimorbidity (maternal diabetes, gestational hypertension, thyroid disorders, prenatal hemorrhage),	Yes	15pts
Farr et al. (2013)	USA	Cohort	24,263	Antenatal and postnatal depression	ICD-9-CM	Hospitalization	Socio-demographic factors Smoking Gestational age Gestational complication(hypertension/pre-eclampsia)	Yes	15pts
Minkovitz et al. (2005)	USA	Cohort	4,874	Postnatal depression	CES-D > 16	Hospitalization	Socioeconomic factors Demographic factors Birth weight Child health status	No	16pts
Sanderson et al. (2002)	United of kingdom	Cohort	32,984	Postnatal depression	EPDS ≥ 9	Mortality	Social factors Demographic factors Parity Breast-feeding	Yes	14pts
Weobong et al. (2015)	Ghana	Cohort	16,560	Postnatal depression	PHQ-9 > 5	Mortality	Demographic factors Socioeconomic factors Parity Birth weight	Yes	16pts

of Mental Disorders (DSM-IV) (Chen et al., 2011), the Beck Depression Inventory (BDI) (Chung et al., 2001), Center for Epidemiological Studies - Depression Scale (CES-D) (Minkovitz et al., 2005), Edinburgh Postnatal Depression Scale (EPDS) (Sanderson et al., 2002), the Patient Health Questionnaire (PHQ-9) (Weobong et al., 2015) and The International Classification of Diseases, Ninth Revision, Clinical Modification (ICD-9-CM) (Farr et al., 2013). Minkovitz et al. (2005) and Chen et al. (2011) assessed the effect of maternal depression at various times in the child's life, up to 5 years of age. However, in this systematic review and meta-analysis, we evaluated only the effects of exposure in the first year.

3.1. Methodological quality

All articles were ranked according to an adapted version of the Downs and Black quality index (Downs and Black, 1998) that included 17 of the 27 original items. Specific questions for intervention studies were excluded (questions 4, 8, 12 to 15, 17, 19, 23 and 24). Each item contributed up to one point, except for item 4, which contributed up to two points (0 (no), 1 (partially) and 2 (yes)), such that the total score could vary from 0 to 18. The articles were classified as: high risk of bias (0 to 5 points), average risk of bias (6 to 11 points) or low risk of bias (12 to 18 points). All of the articles included in this review received between 14 and 16 points and are considered to be of low risk of bias.

Fig. 2 presents the grouped effect of prenatal and postnatal maternal depressive symptoms or maternal depression on the child's physical health. A total of five studies (83,3%) reported postnatal depressive symptoms or depression totaling a sample size of 169,412 mother-child pairs and two studies (33,3%) reported prenatal depressive symptoms or depression totaling a sample size of 25,222 mother-child pairs. Five studies (83,3%) estimated a statistically significant effect for maternal depressive symptoms or depression on hospitalization and mortality in one-year-old children. The pooled relative risk of hospitalization or death for children whose mothers had prenatal and postnatal depressive symptoms or depression was 1.59 (CI_{95%} 1.17–2.16) times greater than those who did not. The pooled articles were very heterogeneous (I² = 90.7%).

3.2. Effects of prenatal maternal depressive symptoms or depression on child health

Two studies (33, 3%) evaluated the effects of prenatal depressive symptoms or depression. Chung et al. (2001) suggested that children whose mothers have prenatal depressive symptoms or depression face twice the risk of ICU admission than those who do not, while Farr et al. (2013) found no association between prenatal depression and hospitalization. The pooled relative risk estimate was 1.37 times higher for children whose mothers had prenatal depressive symptoms or depression (CI_{95%} 0.65–2.89) I² = 70.1% (Fig. 2).

3.3. Effects of postnatal maternal depressive symptoms or depression on child health

Five articles (83,3%) assessed the effects of postnatal depressive symptoms or depression on child health. Of these three (50%), suggested a relatively low risk of death, Minkovitz et al. (2005), Farr et al. (2013) and Weobong et al. (2015), while Sanderson et al. (2002) suggested a threefold higher risk of death for children whose mothers had postnatal depressive symptoms than those who did not. These results were statistically significant. Chen et al. (2011) also found a positive association between postnatal depression and mortality, but the confidence interval of this risk includes the unit. The pooled relative risk estimate was 1.68 (CI_{95%} 1.18–2.38), I² = 92.9% times greater in children whose mothers had postnatal depression (Fig. 2).

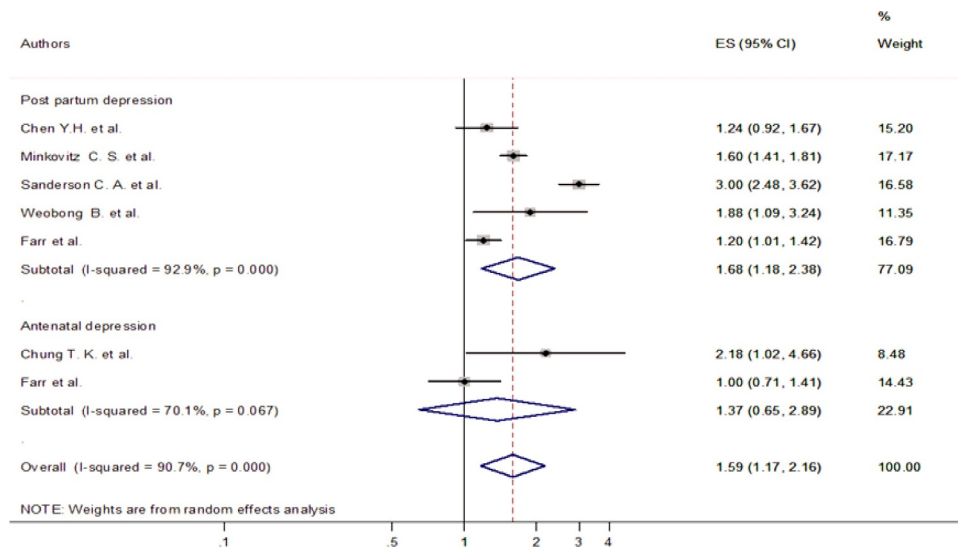


Fig. 2. Meta-analysis of studies evaluating the effect of prenatal and postnatal depression on the physical health of children up to one year of age.

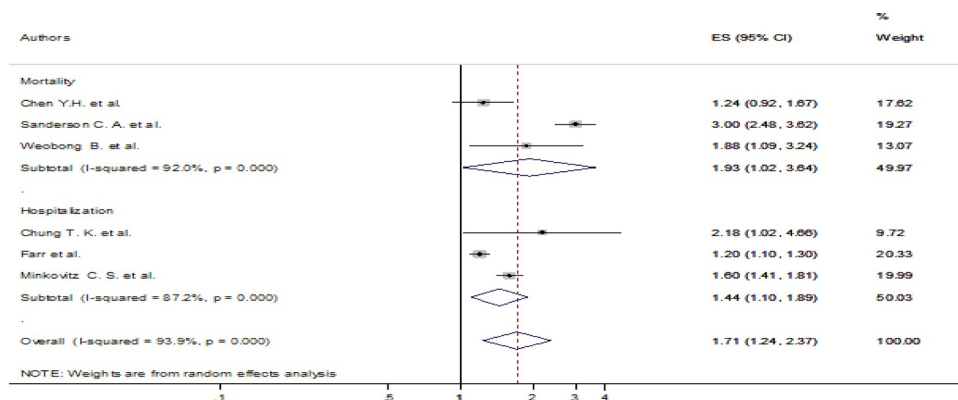


Fig. 3. Randomized effect of studies evaluating hospitalization, mortality, and prenatal and postnatal depression in one-year-old children.

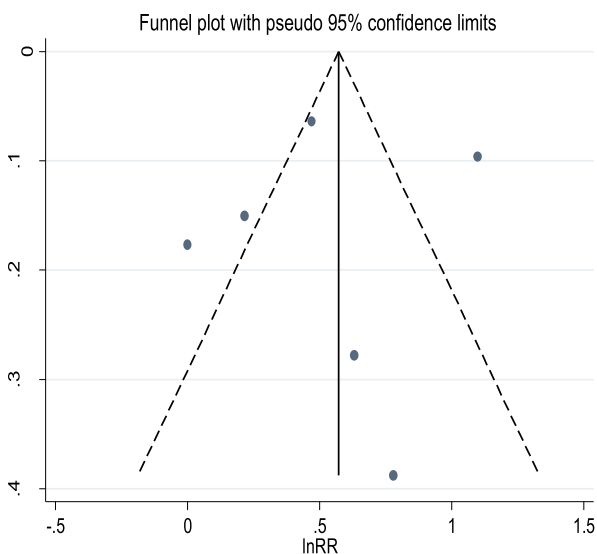


Fig. 4. Funnel plot of study estimates.

3.4. Effects of prenatal and postnatal maternal depressive symptoms or depression and hospitalization and mortality in children

Fig. 3 shows the results of the analysis stratified by outcome (mortality and hospitalization). A total of three studies (50%) reported

mortality in children totaling a sample size of 140,275 mother-child pairs, while three studies (50%) reported hospitalization totaling 30,096 mother-child pairs. The pooled risk estimate for hospitalization or death was 1.71 (CI_{95%} 1.24–2.37) times greater in children whose mothers had prenatal and postnatal depression; however, the studies had a high percentage of heterogeneity (I² = 93.9%).

3.5. Effects of postnatal maternal depressive symptoms or depression on infant mortality

Three studies (50%) assessed the relationship between mortality in one-year-old children and postnatal depressive symptoms or depression. Two of them (33.3%), Sanderson et al. (2002) and Weobong et al. (2015), presented high and statistically significant relative risks. The pooled risk estimate of death in one-year-old children whose mothers had postnatal depressive symptoms or depression was 1.93 (CI_{95%} 1.02–3.64) times higher than those who did not (I² = 92%) (Fig. 3).

3.6. Effects of prenatal and postnatal maternal depressive symptoms or depression and hospitalization in children

Three studies (50%) evaluated the relationship between prenatal and/or postnatal depressive symptoms or depression and hospitalization in children. Chung et al. (2001) studied the relationship between prenatal depressive symptoms and hospitalization, finding a higher risk of hospitalization for children whose mothers had depressive symptoms

than those who did not. Minkovitz et al. (2005) found a positive association between postnatal depressive symptoms and hospitalization, while Farr et al. (2013) found an association between prenatal and postnatal depression and hospitalization; these associations were statistically significant. The pooled risk estimate for hospitalization in children whose mothers had prenatal and postnatal depressive symptoms or depression was 1.44 (CI_{95%} 1.10–1.89) times greater than those who did not ($I^2 = 87.2%$) (Fig. 3).

The funnel plot asymmetry (Fig. 4) is probably due to the heterogeneity between studies, since the number of included studies did not allow publication bias assessment (T. 2014).

4. Discussion

An association was found between prenatal/postnatal depressive symptoms or depression and hospitalization and mortality in children up to one year of age. One plausible explanation for this result may be the fact that child health depends almost exclusively on the care that the mother provides. However, maternal depression negatively influences self-efficacy (Tuominen et al., 2016), which has direct repercussions on certain factors related to child health, such as abandonment, a shortened period of exclusive breastfeeding (Machado et al., 2014; Rahman et al., 2016) and malnutrition in children under 5 years of age (Strobino et al., 2016; Wemakor and Mensah 2016; Motlhathedi et al., 2017). Anderson et al. (2008) conducted a study in Canada about the effects of postnatal depression on emergency service usage in one-year-old children and found no association between them (Anderson et al., 2008). The authors attributed this result to non-responder bias and memory bias, since the mothers who reported the number of times such services were utilized. Darcy et al. (2011) studied postnatal depression and quality of life related to child and maternal health in North Carolina, finding that mothers with significant postnatal depression symptoms reported that their children had more pain or discomfort and that their child's health-related quality of life was worse than children whose mothers did not have such symptoms (Darcy et al., 2011). Nevertheless, the authors cited reliance on parental report as a limitation, since by this method it could not be determined whether these infants actually had more pain and discomfort or whether these mothers were somatizing.

The lack of association we found between prenatal depressive symptoms or depression and child health (Fig. 2) should be interpreted with caution for two reasons: (1) only two studies on prenatal depression and its effects on the health of children up to one year of age were included in this review and meta-analysis, too few to detect a possible association, (2) the included studies used different depression assessment tools and outcomes which, despite going in the same direction, differ in some way, for example, Chung et al. (2001) assessed the association between prenatal depression and intensive care unit (ICU) admissions (i.e. morbidity) in newborns, while Farr et al. (2013) studied service utilization or hospitalization in children up to one year of age.

Farr et al. (2013) evaluated maternal depression and hospitalization in children up to one year of age, finding an association with increased risk, however, when stratified according to prenatal or postnatal depression, the results differed, with only postnatal depression having an effect on hospitalization; the effect of prenatal depression disappeared. In addition, a reverse causality bias may have occurred in the association between postnatal depression and hospitalization, since about 70% of the mothers were diagnosed with depression after their child was hospitalized. Also the authors used the diagnosis of depression and anxiety with ICD-9-CM codes. They used maternal depression [ICD-9-CM codes 296.20–296.25 (major depressive episode, single episode), 296.30–296.35 (major depressive episode, recurrent episode), 296.82 (atypical depressive disorder), 300.4 (dysthymic disorder), 309.0 (adjustment disorder with depressed mood), 309.1 (prolonged depressive reaction) and 309.28 (adjustment disorder with mixed anxiety and

depressed mood)] and anxiety diagnoses [ICD-9-CM codes 300.00–300.02 and 300.09 (anxiety states), 300.20–300.29 (phobic disorders), 300.3 (obsessive compulsive disorders), 300.7 (hypocondriasis), 308.1–308.3 and 308.9 (acute reaction to stress), 309.21 (separation anxiety disorder), 309.24 (adjustment disorder with anxiety), 309.81 (posttraumatic stress disorder) and 313.0 (overanxious disorder)] diagnosed during pregnancy and/ or the first year after delivery. Based on their mother's diagnoses, the authors grouped infants into two categories of depression: maternal depression diagnosed during pregnancy and/or postpartum, and no depression diagnosed during pregnancy or postpartum, then, created a similar dichotomous anxiety variable. Mothers could have both depression and anxiety diagnoses. Once the diagnosis is made by a qualified professional as a psychologist or psychiatrist the diagnosis can be considered as the gold standard of any screening instrument for the disease. The problem is the authors did not specify who made the diagnoses and how they combined the codes to dichotomize the exposures.

We cannot assume that specific races or ethnicities are more affected or not by symptoms of depression or depression in this paper because four articles (66,7%) did not mention racial composition, assuming that the population of the studies was homogenous (Chen - Taiwan), (Chung - China), (Sanderson - UK), and (Weobong - Ghana). For those who related racial or ethnicity, Minkovitz's study has 59,4% and 24% of his population study respectively white and black in which 48,3% of white people and 33,3% of black people have symptoms of depression, while Farr's study described its population as predominantly white 74% in which 84,3% have symptoms of depression. The total sample is not representative of all races or ethnicities.

The results show large variations due to the high heterogeneity between the studies ($I^2 = 93.9%$) (Fig. 2). Given the small number of studies included in this meta-analysis, it was not possible to perform a meta-regression to determine the causes of the high heterogeneity. Probable causes for it could include the variety of instruments used to screen for or diagnose depression and the different cut points involved, since the prevalence of depression varies according to both (Norhayati et al., 2015). Two studies used a clinical depression diagnosis (Chen et al., 2011; Farr et al., 2013), while four others used reliable and validated instruments to assess risk for depression. The way outcomes are measured can also be considered a source of heterogeneity between the studies. Minkovitz's study used a self-reported outcome (Minkovitz et al., 2005), which can lead to memory bias, since some mothers may remember their child's health problems differently from others, which could change the effect estimate (Sedgwick 2014). Other characteristics of the study design, such as selection bias (Minkovitz et al., 2005; Chen et al., 2011) and non-respondent bias (Chung et al., 2001; Minkovitz et al., 2005; Weobong et al., 2015), can decrease the power and accuracy of the results (Sedgwick 2011).

4.1. Strengths, limitations and future directions

We used the meta-analysis to determine the combined effects of the results of articles included in the study. Despite the limitations, the studies showed an effect of risk of hospitalization and mortality in children of depressive mothers or mothers with symptoms of depression.

As limitations of this study, different instruments and cut points were used to evaluate maternal depressive symptoms or maternal depression. On another side, one article did not report the cut points used to evaluate postnatal depression and another used the ICD-9-CM codes and did not clearly explain the dichotomization process of exposure. These flaws made it difficult to verify the validity of the instrument used to determine depression, even though the authors claim to have used secondary databases in which the patients were diagnosed with depression. An additional limitation is the non-standardized way in which hospitalization was defined, e.g. admission to the ICU or the use of health services. A further limitation is the small number of studies

($n < 10$), which allowed neither assessment for potential publication bias nor a meta-regression to determine the causes of the high heterogeneity between the studies.

Once again, this study highlights consequences of maternal depression on the medical health of children and the severity of the outcomes, future directions would be the implications of maternal and child health services in the early screening of symptoms of maternal depression.

4.2. Final considerations

The study showed the impact of prenatal and postnatal maternal depressive symptoms/depression on children, is a higher risk of hospitalization and mortality. It is an important public health problem that involves the health of both, the mother and the child supporting the need to systematize the screening of prenatal and postnatal maternal depression aiming for primary and secondary care treatment, which subsequently can improve the quality of care for pregnant women with depressive symptoms/ Depression and their children. Few studies are focused on the effects of prenatal and postnatal maternal depression on the medical health of children, limiting the magnitude of possible results. In the future, more studies are needed to better explore the serious impact of the prenatal e postnatal maternal depression in the health of infants leading to an increase in children hospitalization and mortality.

This review has been registered with PROSPERO (number CRD42016051049).

Consent for publication

Not applicable

Contributors

All authors participated in the preparation of this manuscript and approved its final version for submission. NJ and MSF developed the research question. NJ conducted the analyses and wrote the manuscript. NJ and GJ conducted the literature review and edited the manuscript. CLM and MSF supervised the analysis and interpretation of the findings. MAM and MSF contributed with the write and reviewed the manuscript.

Funding

This article was made possible with funds from the Wellcome Trust [grant numbers 095582/Z/11/Z]; AUXPE CAPES/PROEX [grant numbers 0185/2017/ 23038.000288/2014-47]: and was financed in part by the Coordenação de Aperfeiçoamento de Pessoal de Nível Superior - Brasil (CAPES) - Finance Code 001

Ethical approval

We used only publicly available data from PubMed and LILACS in our analyses, thus ethical clearance is the sole responsibility of the authors who conducted the original studies.

Acknowledgements

None.

Conflict of interest

The authors declare that they have no competing interests.

References

- Accortt, E.E., Cheadle, A.C., Dunkel Schetter, C., 2015. Prenatal depression and adverse birth outcomes: an updated systematic review. *Matern. Child Health J.* 19 (6), 1306–1337.
- Accortt, E.E., Wong, M.S., 2017. It is time for routine screening for perinatal mood and anxiety disorders in obstetrics and gynecology settings. *Obstet. Gynecol. Surv.* 72 (9), 553–568.
- Agnafors, S., Sydsjo, G., Dekeyser, L., Svedin, C.G., 2013. Symptoms of depression postpartum and 12 years later-associations to child mental health at 12 years of age. *Matern. Child Health J.* 17 (3), 405–414.
- Alder, J., Fink, N., Urech, C., Hosli, I., Bitzer, J., 2011. Identification of antenatal depression in obstetric care. *Arch. Gynecol. Obstet.* 284 (6), 1403–1409.
- Anderson, L.N., Campbell, M.K., daSilva, O., Freeman, T., Xie, B., 2008. Effect of maternal depression and anxiety on use of health services for infants. *Can. Fam. Phys.* 54 (12), 1718–1719 e1715.
- Appleby, L., Gregoire, A., Platz, C., Prince, M., Kumar, R., 1994. Screening women for high risk of postnatal depression. *J. Psychosom. Res.* 38 (6), 539–545.
- Apter, G., Devouche, E., Garez, V., Valente, M., Genet, M.C., Gratiot, M., Belaisch-Allart, J., 2013. Pregnancy, somatic complaints and depression: a French population-based study. *Eur. J. Obstet. Gynecol. Reprod. Biol.* 171 (1), 35–39.
- Austin, M.P., Hadzi-Pavlovic, D., Priest, S.R., Reilly, N., Wilhelm, K., Saint, K., Parker, G., 2010. Depressive and anxiety disorders in the postpartum period: how prevalent are they and can we improve their detection? *Arch. Womens Ment. Health* 13 (5), 395–401.
- Bansil, P., Kuklina, E.V., Meikle, S.F., Posner, S.F., Kourtis, A.P., Ellington, S.R., Jamieson, D.J., 2010. Maternal and fetal outcomes among women with depression. *J. Womens Health (Larchmt)* 19 (2), 329–334.
- Bergman, K., Sarkar, P., O'Connor, T.G., Modi, N., Glover, V., 2007. Maternal stress during pregnancy predicts cognitive ability and fearfulness in infancy. *J. Am. Acad. Child Adolesc. Psychiatry* 46 (11), 1454–1463.
- Betts, K.S., Williams, G.M., Najman, J.M., Alati, R., 2014. Maternal depressive, anxious, and stress symptoms during pregnancy predict internalizing problems in adolescence. *Depress Anxiety* 31 (1), 9–18.
- Betts, K.S., Williams, G.M., Najman, J.M., Alati, R., 2015. The relationship between maternal depressive, anxious, and stress symptoms during pregnancy and adult offspring behavioral and emotional problems. *Depress Anxiety* 32 (2), 82–90.
- Brand, S.R., Brennan, P.A., 2009. Impact of antenatal and postpartum maternal mental illness: how are the children? *Clin. Obstet. Gynecol.* 52 (3), 441–455.
- Chang, H.Y., Keyes, K.M., Lee, K.S., Choi, I.A., Kim, S.J., Kim, K.W., Shin, Y.H., Ahn, K.M., Hong, S.J., Shin, Y.J., 2014. Prenatal maternal depression is associated with low birth weight through shorter gestational age in term infants in Korea. *Early Hum. Dev.* 90 (1), 15–20.
- Chen, Y.H., Tsai, S.Y., Lin, H.C., 2011. Increased mortality risk among offspring of mothers with postnatal depression: a nationwide population-based study in Taiwan. *Psychol. Med.* 41 (11), 2287–2296.
- Chung, T.K., Lau, T.K., Yip, A.S., Chiu, H.F., Lee, D.T., 2001. Antepartum depressive symptomatology is associated with adverse obstetric and neonatal outcomes. *Psychosom. Med.* 63 (5), 830–834.
- Claudia Bussa, E.P.D., Tugan Muftuler, b.L., Headc, Kevin, Sandmana, Curta., 2010. High pregnancy anxiety during mid-gestation is associated with decreased gray matter density in 6-9 year-old children. *Psychoneuroendocrinology.*
- Cox J. M. H. a. R. S. J.L., 1987. Edinburgh Postnatal Depression Scale. Detection of postnatal depression. Development of the 10-item. *BJP* 1987 (150), 782–786.
- Darcy, J.M., Grzywacz, J.G., Stephens, R.L., Leng, I., Clinch, C.R., Arcury, T.A., 2011. Maternal depressive symptomatology: 16-month follow-up of infant and maternal health-related quality of life. *J. Am. Board Fam. Med.* 24 (3), 249–257.
- Davalos, D.B., Yadon, C.A., Tregellas, H.C., 2012. Untreated prenatal maternal depression and the potential risks to offspring: a review. *Arch. Womens Ment. Health* 15 (1), 1–14.
- Davis P.D. 2, ElysiaPoggi, Sandman Ph.D. 1, Curta., 2010. The timing of prenatal exposure to maternal cortisol and psychosocial stress is associated with human infant cognitive development. *Child Dev.* 81 (1), 131–148. <https://doi.org/10.1111/j.1467-8624.2009.01385.x>.
- Davis, E.S.N., Wadhwa, P, et al., 2004. Prenatal maternal anxiety and depression predict negative behavioral reactivity in infancy. *INFANCY* 6 (3), 319–331.
- De Magistris, A., Coni, E., Puddu, M., Zonza, M., Fanos, V., 2010. Screening of postpartum depression: comparison between mothers in the neonatal intensive care unit and in the neonatal section. *J. Matern. Fetal Neonatal Med.* 23 (Suppl 3), 101–103.
- Ding, X.X., Wu, Y.L., Xu, S.J., Zhu, R.P., Jia, X.M., Zhang, S.F., Huang, K., Zhu, P., Hao, J.H., Tao, F.B., 2014. Maternal anxiety during pregnancy and adverse birth outcomes: a systematic review and meta-analysis of prospective cohort studies. *J. Affect. Disord.* 159, 103–110.
- Downs, S.H., Black, N., 1998. The feasibility of creating a checklist for the assessment of the methodological quality both of randomised and non-randomised studies of health care interventions. *J. Epidemiol. Community Health* 52 (6), 377–384.
- Egger, M., Davey Smith, G., Schneider, M., Minder, C., 1997. Bias in meta-analysis detected by a simple, graphical test. *BMJ* 315 (7109), 629–634.
- Farr, S.L., Dietz, P.M., Rizzo, J.H., Vesco, K.K., Callaghan, W.M., Bruce, F.C., Bulkley, J.E., Hornbrook, M.C., Berg, C.J., 2013. Health care utilisation in the first year of life among infants of mothers with perinatal depression or anxiety. *Paediatr. Perinat. Epidemiol.* 27 (1), 81–88.
- Field, T., Diego, M., Hernandez-Reif, M., Figueiredo, B., Deeds, O., Ascencio, A., Schanberg, S., Kuhn, C., 2010. Comorbid depression and anxiety effects on pregnancy and neonatal outcome. *Infant Behav. Dev.* 33 (1), 23–29.

- Greene, M.M., Rossman, B., Patra, K., Kratovil, A.L., Janes, J.E., Meier, P.P., 2015. Depression, anxiety, and perinatal-specific posttraumatic distress in mothers of very low birth weight infants in the neonatal intensive care unit. *J. Dev. Behav. Pediatr.* 36 (5), 362–370.
- Hirschfeld, R.M., 2001. The comorbidity of major depression and anxiety disorders: recognition and management in primary care. *Prim. Care Companion J. Clin. Psychiatry* 3 (6), 244–254.
- Kaplan, B.J., 1983. Causes and attributions of depression during pregnancy. *Women Health* 8 (4), 23–32.
- Lefkovic, E., Baji, I., Rigo, J., 2014. Impact of maternal depression on pregnancies and on early attachment. *Infant Ment. Health J.* 35 (4), 354–365.
- Lefkowitz, D.S., Baxt, C., Evans, J.R., 2010. Prevalence and correlates of posttraumatic stress and postpartum depression in parents of infants in the Neonatal Intensive Care Unit (NICU). *J. Clin. Psychol. Med. Settings* 17 (3), 230–237.
- Leigh, B., Milgrom, J., 2008. Risk factors for antenatal depression, postnatal depression and parenting stress. *BMC Psychiatry* 8, 24.
- Machado, M.C., Assis, K.F., Oliveira Fde, C., Ribeiro, A.Q., Araujo, R.M., Cury, A.F., Priore, S.E., Franceschini Sdo, C., 2014. Determinants of the exclusive breastfeeding abandonment: psychosocial factors. *Rev. Saude Publica* 48 (6), 985–994.
- Marcus, S.M., 2009. Depression during pregnancy: rates, risks and consequences—Motherisk Update 2008. *Can. J. Clin. Pharmacol.* 16 (1) e15–22.
- McPeak, K.E., Sandrock, D., Spector, N.D., Pattishall, A.E., 2015. Important determinants of newborn health: postpartum depression, teen parenting, and breast-feeding. *Curr. Opin. Pediatr.* 27 (1), 138–144.
- Mennes, M., Stiers, P., Lagae, L., Van den Bergh, B., 2006. Long-term cognitive sequelae of antenatal maternal anxiety: involvement of the orbitofrontal cortex. *Neurosci. Biobehav. Rev.* 30 (8), 1078–1086.
- Mew, A.M., Holditch-Davis, D., Belyea, M., Miles, M.S., Fishel, A., 2003. Correlates of depressive symptoms in mothers of preterm infants. *Neonatal Netw.* 22 (5), 51–60.
- Minkovitz, C.S., Strobino, D., Scharfstein, D., Hou, W., Miller, T., Mistry, K.B., Swartz, K., 2005. Maternal depressive symptoms and children's receipt of health care in the first 3 years of life. *Pediatrics* 115 (2), 306–314.
- Motlhatlhedhi, K., Sethare, V., Ganiyu, A., Firth, J., 2017. Association between depression in carers and malnutrition in children aged 6 months to 5 years. *Afr. J. Prim. Health Care Fam. Med.* 9 (1), e1–e6.
- Murray, D., Cox, J., 1990. Screening for depression during pregnancy with the Edinburgh Postnatal Depression Scale (EPDS). *J. Reprod. Infant Psychol.* 8, 99–107.
- Norhayati, M.N., Hazlina, N.H., Asrenee, A.R., Emilin, W.M., 2015. Magnitude and risk factors for postpartum symptoms: a literature review. *J. Affect. Disord.* 175, 34–52.
- O'Connor, T.G., Heron, J., Glover, V., 2002. Antenatal anxiety predicts child behavioral/emotional problems independently of postnatal depression. *J. Am. Acad. Child Adolesc. Psychiatry* 41 (12), 1470–1477.
- Podesta, L.L., Alarcon, A.M., Munoz, S., Legue, C.M., Bustos, L., Barria, P.M., 2013. [Psychomotor development in offspring of mothers with post partum depression]. *Rev. Med. Chil.* 141 (4), 464–470.
- Rahman, A., Bunn, J., Lovel, H., Creed, F., 2007. Association between antenatal depression and low birthweight in a developing country. *Acta Psychiatr. Scand.* 115 (6), 481–486.
- Rahman, A., Hafeez, A., Bilal, R., Sikander, S., Malik, A., Minhas, F., Tomenson, B., Creed, F., 2016. The impact of perinatal depression on exclusive breastfeeding: a cohort study. *Matern. Child Nutr.* 12 (3), 452–462.
- Sanderson, C.A., Cowden, B., Hall, D.M., Taylor, E.M., Carpenter, R.G., Cox, J.L., 2002. Is postnatal depression a risk factor for sudden infant death? *Br. J. Gen. Pract.* 52 (481), 636–640.
- Santo, S.D.E.D.S.D.E., 2017. "ATENÇÃO À SAÚDE DA CRIANÇA. from. <http://saude.es.gov.br/Media/sesa/Protocolo/ATEN%C3%87%C3%83O%20SAUDE%20DA%20CRIAN%C3%87A%202017.pdf>.
- Saúde, M.d., 2011. Atenção à Saúde do Recém-Nascido Guia para os Profissionais de Saúde, cuidados gerais. Brasília-DF from. http://bvsms.saude.gov.br/bvs/publicacoes/atencao_recem_nascido_%20guia_profissionais_saude_v1.pdf.
- Sedgwick, P., 2011. Cohort studies: sources of bias. *BMJ* 2011 (343), d7839.
- Sedgwick, P., 2014. Bias in observational study designs: prospective cohort studies. *BMJ* 2014 (349) g7731.
- Segre, L.S., Chuffo-Siewert, R., Brock, R.L., O'Hara, M.W., 2013. Emotional distress in mothers of preterm hospitalized infants: a feasibility trial of nurse-delivered treatment. *J. Perinatol.* 33 (12), 924–928.
- Segre, L.S., McCabe, J.E., Chuffo-Siewert, R., O'Hara, M.W., 2014. Depression and anxiety symptoms in mothers of newborns hospitalized on the neonatal intensive care unit. *Nurs. Res.* 63 (5), 320–332.
- Shamseer, L.M.D., Clarke, M., Ghersi, D., Liberati, A., Petticrew, M., Shekelle, P., Stewart, L., PRISMA-P Group, 2015. Preferred reporting items for systematic review and meta-analysis protocols (PRISMA-P) 2015: elaboration and explanation. *BMJ* 349 (jan02 1) 2015 Jan 2g7647.
- Smith, K.F., Huber, L.R., Issel, L.M., Warren-Findlow, J., 2015. The association between maternal depression during pregnancy and adverse birth outcomes: a retrospective cohort study of PRAMS participants. *J. Community Health* 40 (5), 984–992.
- Strobino, D.M., Ahmed, S., Mistry, K., Wasserman, E., Hossain, M.B., Minkovitz, C., 2016. Maternal depressive symptoms and attained size among children in the first 2 years of life. *Acad. Pediatr.* 16 (1), 75–81.
- Szegda, K., Markenson, G., Bertone-Johnson, E.R., Chasan-Taber, L., 2014. Depression during pregnancy: a risk factor for adverse neonatal outcomes? A critical review of the literature. *J. Matern. Fetal Neonatal Med.* 27 (9), 960–967.
- T., P., 2014. Comment interpréter un funnel plot. *Minerva Revue d'Evidence-Based Medicine* 13 (Numéro 2) Page 25 - 25.
- Thompson, J.P.T.H.S.G., 2002. Quantifying heterogeneity in a meta-analysis. *Statist. Med.* 2002 (21), 1539–1558.
- Tuominen, M., Junttila, N., Ahonen, P., Rautava, P., 2016. The effect of relational continuity of care in maternity and child health clinics on parenting self-efficacy of mothers and fathers with loneliness and depressive symptoms. *Scand. J. Psychol.* 57 (3), 193–200.
- Uguz, F., Gezgin, K., Yazici, F., 2011. Are major depression and generalized anxiety disorder associated with intrauterine growth restriction in pregnant women? A case-control study. *Gen. Hosp. Psychiatry* 33 (6), 640 e647-649.
- Van den Bergh, B.R., Mulder, E.J., Mennes, M., Glover, V., 2005. Antenatal maternal anxiety and stress and the neurobehavioural development of the fetus and child: links and possible mechanisms. A review. *Neurosci. Biobehav. Rev.* 29 (2), 237–258.
- Wemakor, A., Mensah, K.A., 2016. Association between maternal depression and child stunting in Northern Ghana: a cross-sectional study. *BMC Public Health* 16 (1), 869.
- Weobong, B., ten Asbroek, A.H., Soremekun, S., Gram, L., Amenga-Etego, S., Danso, S., Owusu-Agyei, S., Prince, M., Kirkwood, B.R., 2015. Association between probable postnatal depression and increased infant mortality and morbidity: findings from the DON population-based cohort study in rural Ghana. *BMJ Open* 5 (8) e006509.
- WHO, 2011. knowledge summary: women's & children's health. from. http://www.who.int/pmnch/topics/maternal/KS16_Standalone_low_FR.pdf?ua=1.
- Yim, I.S., Tanner Stapleton, L.R., Guardino, C.M., Hahn-Holbrook, J., Dunkel Schetter, C., 2015. Biological and Psychosocial Predictors of Postpartum Depression: Systematic Review and Call for Integration. *Annu. Rev. Clin. Psychol.* 11, 99–137. <https://doi.org/10.1146/annurev-clinpsy-101414-020426>.